


TPD-433-M2

TPD-433F-H

Features

- Excellent C/P ratio (cost/performance)
- High-resolution color touch screen
- PoE (Power over Ethernet)
- Multiple serial communication interfaces
- RTC (Real Time Clock)
- GUI design
- Free HMIWorks development tool
- Supports the popular C programming language and Ladder Designer
- Supports the custom communication protocol (C language)
- Modbus TCP, Modbus RTU and DCON protocol
- ESD Protection: 4 kV
- Operating temperature: -20 ~ 50°C

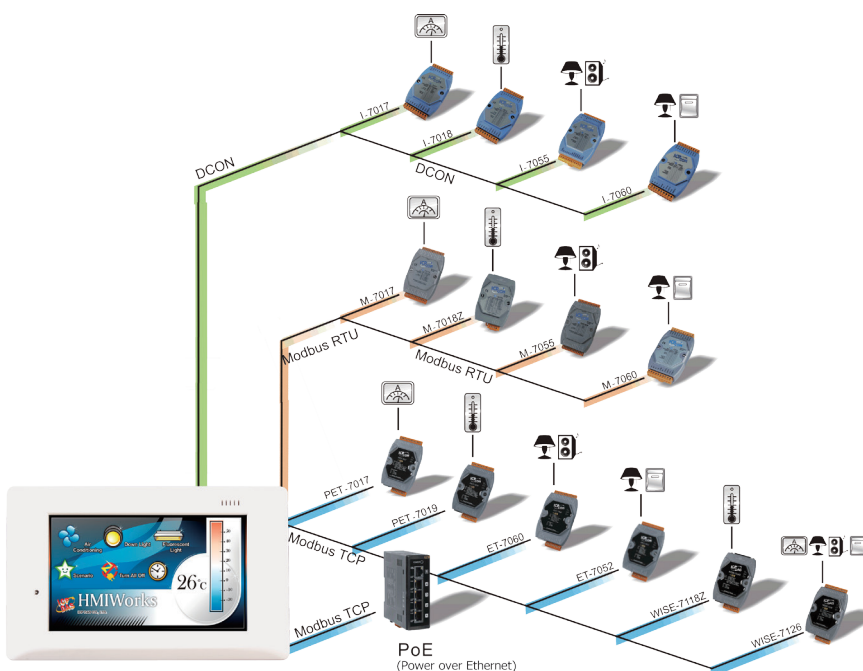


Introduction

TPD-433F-H/TPD-433-M2 is a series of touch HMI and designed for building and home automation. TPD 4.3 inch series is equipped with high resolution TFT color touch screen seamlessly integrated with rich I/O modules and presents beautiful, flexible and user-defined picture frame. In short, it is the best choice to upgrade the mechanical switch to intelligent control pads.

For PLC users, HMIWorks provides Ladder Designer, and for IT users, C language environment is provided. Especially, it only takes no more than 30 minutes to learn how to create an application program of TPD-series devices when using Ladder Designer. It supports Modbus TCP/RTU protocols so that it enables remote control of I/O modules and integration with SCADA software. With all the features provided, TPD-series touch HMI Devices must be the most cost effective HMI Device ever been in the market.

Applications



TPD-433F-H with External Wall Box EWB-T43F



TPD-433F-H with Outlet Box OB140F

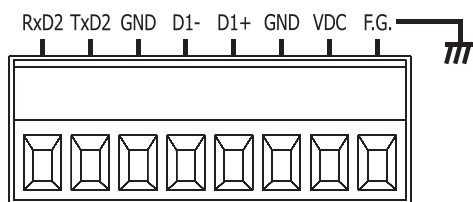


Be careful to install Ethernet cable, since the space between the Ethernet plug and the bottom of the external wall box is small.

Specifications

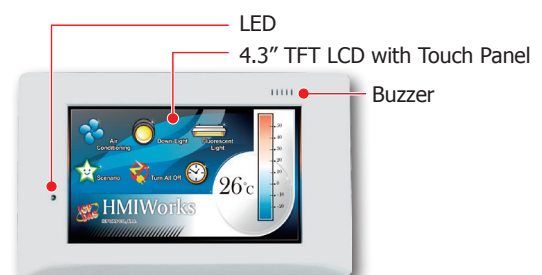
Models	TPD-433F-H	TPD-433-M2
CPU Module		
CPU	32-bit RISC CPU	
Memory Expansion	16 MB SDRAM / 16 MB Flash	
Real Time Clock (RTC)	Yes	
Buzzer	Yes	
Rotary Switch (0~9)	Yes	
Communication Interface		
COM1	RS-485 (including Self-Tuner)	
COM2	RS-232 (3-pin)	
Ethernet	RJ-45 x 1, 10/100 Base-TX	
USB 1.1 Client	Firmware updates only	
MMI (Main Machine Interface)		
LCD	4.3" TFT(Resolution 480 X 272 X 16), defective pixels <= 3	
Backlight Life	20,000 hours	
Brightness	400 cd/m2	
Touch Panel	Yes	
LED Indicator	Yes	
Reset Button	Yes	
Electrical		
Powered from Terminal Block	+12 ~ 48 VDC	
Powered from PoE	IEEE 802.3af, Class1 (48 V)	
Power Consumption	2.5 W	
Mechanical		
Dimensions (W x L x H)	140 mm x 87 mm x 42 mm	
Installation	Wall Mount	
Environmental		
Operating Temperature	-20 ~ +50°C	
Storage Temperature	-30 ~ +80°C	
Ambient Relative Humidity	10 ~ 90% RH, non-condensing	

Pin Assignments

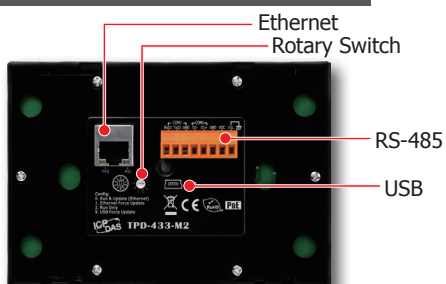


Appearance


TPD-433F-H/433-M2 Front View



TPD-433-M2 Rear View

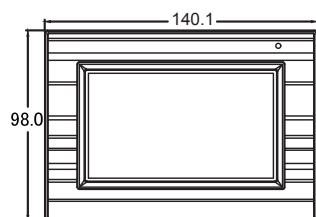


TPD-433F-H Rear View

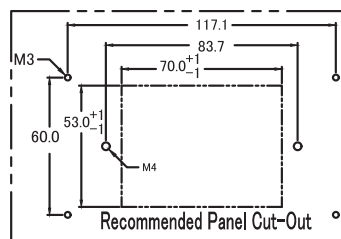


Dimensions (Units: mm)

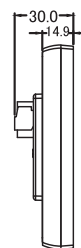
TPD-433-M2



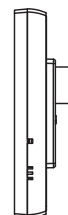
Front View



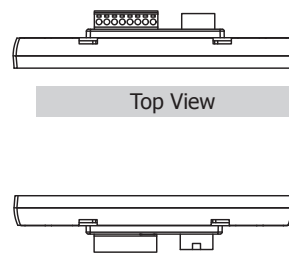
Wall Mounting



Left View



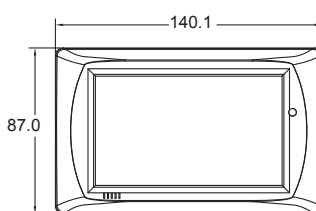
Right View



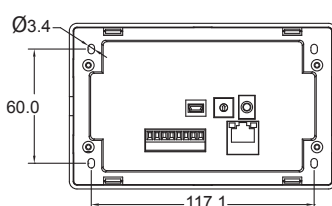
Top View

Bottom View

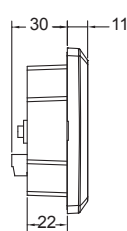
TPD-433F-H



Front View



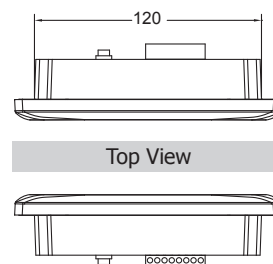
Rear View



Left View



Right View



Top View

Bottom View

Ordering Information

TPD-433F-H CR	4.3" Touch HMI device with RS-485, RS-232 (3 pin), USB, RTC, Ethernet (RoHS)
TPD-433-M2 CR	4.3" Touch HMI device with RS-485, RS-232 (3 pin), USB, RTC, Ethernet (Stylish Panel, RoHS)

Accessories

	CA-USB10	USB to 5P Mini-USB, 28 AWG, 1.5 m
	1C016	2.4 mm Screw driver
	MDR-60-24 CR	24 VDC/2.5 A, 60 W Power Supply with DIN-Rail Mounting (RoHS)
	DIN-KA52F CR	24 VDC/1.04 A, 25 W Power Supply with DIN-Rail Mounting (RoHS)
	EWB-T43F	External Wall Box for TPD-433F-H/TPD-433-M2
	OB140F	Outlet Box for TPD-433F-H/TPD-433-M2
	OB140FP	Plastic outlet Box for TPD-433F-H/TPD-433-M2
	OB120	Outlet Box for TPD 2.8 inch series and TPD-433-M2