

ACE-723C/T

200W 24V/-48V DC input AT Power Supply

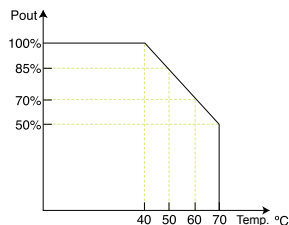


Specifications

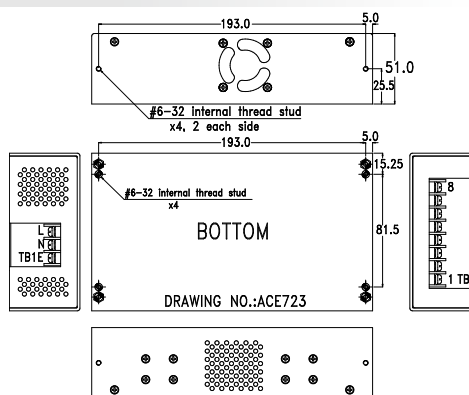
Input Voltage	ACE-723C: 19 ~ 30 VDC ACE-723T: -36 ~ -72 VDC			
Input Current	ACE-723C: 16 A (RMS) for 24 VDC ACE-723T: 8 A (RMS) for -48 VDC			
Output Voltage	Voltage	Min. load	Max. load	Ripple & Noise
	+5 V	3 A	22 A	100 mV
	+12 V	0 A	6 A	100 mV
	-5 V	0 A	1 A	100 mV
	-12 V	0 A	1 A	100 mV
Overload protection	+5 V output $\pm 1\%$ +12 V output $\pm 4\%$ -12 V output $\pm 1\%$ -5 V output $\pm 1\%$			
Temperature	Operating : -20 °C ~ 70 °C (40 °C ~ 70 °C derating curve) Storage : -20 °C ~ 85 °C			
Efficiency	ACE-723C: 70 % ACE-723T: 75 %			
Input protection	Protection against wrong polarity if -48V volts inverse by mistake.			
Thermal protection	Thermal protection use build in 110 °C ± 5 °C thermal switch in HS1.			
Vibration	10 ~ 55 Hz at 2G 3minutes period, 30 minutes along X, Y and Z axis.			
Impact	10G for 20ms once on each X, Y and Z axis.			
MTBF(hrs)	ACE-723C: 138,000 ACE-723T: 174,000			
Dimensions	203 x 112 x 51 (mm)			
Output connector	Optional Cable			

Ordering Information

Part No.	Description
ACE-723C-RS	200W 24V DC input AT Power Supply
ACE-723T-RS	200W -48V DC input AT Power Supply



Dimensions



AC terminal block

Pin 1	Pin 2	Pin 3
E	N	L

Output terminal block

Pin 1, 2	Pin 3, 4	Pin 5	Pin 6	Pin7	Pin8
5V	GND	-5V	-12V	GND	+12V

Optional 1 Embedded Solution



PN: CB-716EB-RS
30 cm DC cable to CPU card with 4-pin 12 V CPU, HDD and SATA connectors

Optional 2 ATX Backplane Solution



PN: CB-716BP-RS
30 cm cable to backplane with 20-pin ATX, HDD and SATA connector

Optional 3 AT P8P9 Backplane Solution



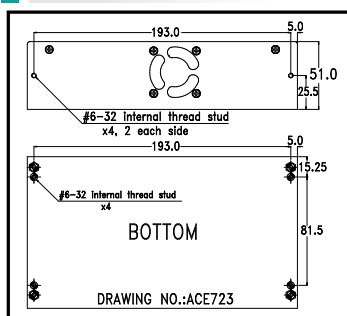
PN: CB-716P8P9-RS
30 cm DC cable AT power to P8P9, with HDD and SATA connectors

ACE-723A/B

200 W AC-DC AT Power Supply



Dimensions



Input Type	85 ~ 135 VAC, 180 ~ 265 VAC Auto Range				
Output Voltage	+5 V	+12 V	-5 V	-12 V	+24 V
ACE-723A	22 A (3 A min)	6 A	1 A	1 A	
ACE-723B	21 A (3 A min)	5 A		1 A	1 A
Efficiency	75 %				
Temperature	Operating : -20 °C ~ 70 °C (40 °C ~ 70 °C derating curve) Storage : -20 °C ~ 85 °C				
MTBF(hrs)	150,000 (ACE-723A) , 148,000 (ACE-723B)				
Output Connector	Optional Cable				
Dimensions	203 x 112 x 51 (mm)				

Ordering Information

- ACE-723A-RS 200W AC-DC AT Power Supply
- ACE-723B-RS 200W AC-DC AT Power Supply, with +24V output

Optional 1 AC Input Solution



PN: CB-643EC-RS
20 cm AC input cable with I/O connector and fuse

Optional 2 Embedded Solution



PN: CB-716EB-RS
30 cm DC cable to CPU card with 4-pin 12 V CPU, HDD and SATA connectors

Optional 3 ATX Backplane Solution



PN: CB-716BP-RS
30 cm DC cable to backplane, with 20-pin ATX, HDD and SATA connectors

Optional 4 AT P8P9 Backplane Solution



PN: CB-716P8P9-RS
30 cm DC cable AT power to P8P9, with HDD and SATA connectors