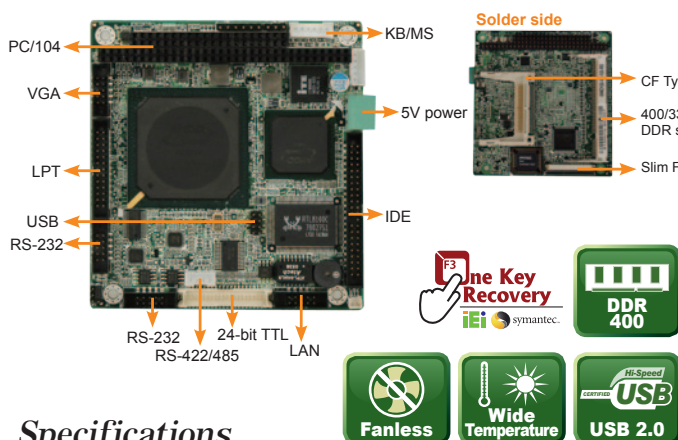


PM-LX2

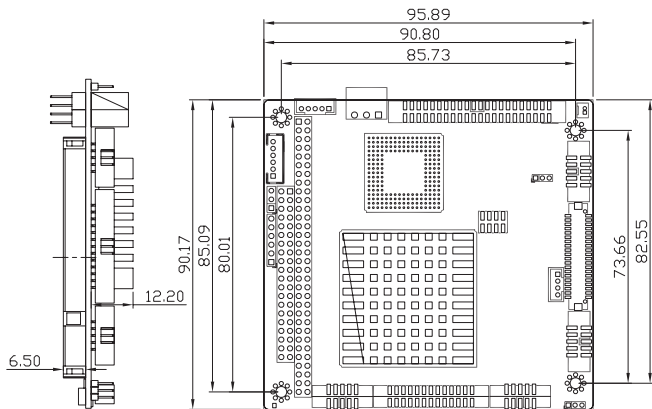
AMD Geode™ LX 800 CPU on-board PC/104 Module



Specifications

- ◆ CPU
AMD Geode™ LX 800 500MHz processor
- ◆ System Chipset
AMD Geode™ LX 800 + CS5536
- ◆ BIOS
AMI BIOS
- ◆ System Memory
One 200-pin 400MHz DDR SDRAM
SO-DIMM supported (system max. 1GB)
- ◆ Super I/O
SMSC 3114
- ◆ Ethernet
One Realtek RTL8100C 10/100Mbps
Ethernet chipset
- ◆ I/O Interface
2 x USB 2.0
2 x RS-232
1 x RS-422/485
1 x PS/2 for KB/MS
1 x LPT
1 x Slim FDD
1 x CF Type II
1 x IDE
- ◆ Display Interface
CRT integrated in AMD Geode™ LX 800
24-bit TTL integrated in AMD Geode™ LX 800
- ◆ Watchdog Timer
Software programmable supports 1~255 sec.
system reset.
- ◆ Expansion
1 x PC/104 supported by ITE IT8888G
- ◆ Power Supply
5V only, AT support
- ◆ Power Consumption
5V@ 1.09A (AMD Geode™ LX 800 with
400MHz 512MB DDR)
- ◆ Operating Temperature
PM-LX2-800-R10: 0°C ~ 60°C
PM-LX2-800W-R10: -40°C ~ 70°C
- ◆ Operating Humidity
5% ~ 95%, non-condensing
- ◆ Dimensions:
96mm (L) x 90mm (W)
- ◆ Weight
GW: 500g/NW 110g

Dimensions (mm)



Packing List


1 x PM-LX2 single board computer		
1 x ATA33 flat cable (P/N: 32200-000009-RS)	1 x Power cable (P/N: 32100-130300-RS)	
1 x Dual USB cable (P/N: 32000-070301-RS)	2 x RS-232 cable (P/N: 32200-000049-RS)	
1 x LAN cable (P/N: 32013-001700-100-RS)	1 x Mini jumper pack	
1 x PS/2 KB/MS cable (P/N: 32000-023800-RS)	1 x One Key Recovery CD	
1 x VGA cable (P/N: 32000-033804-RS)	1 x Utility CD	1 x QIG

Ordering Information

Part No.	Description
PM-LX2-800-R10	PC/104 SBC with AMD Geode™ LX 800 500 MHz, VGA/TTL, LAN, USB 2.0 and CF Type II
PM-LX2-800W-R10	PC/104 SBC with AMD Geode™ LX 800 500 MHz, VGA/TTL, LAN, USB 2.0 and CF Type II, Wide Temperature -40°C ~ 70°C
32400-001100-RS	FDD cable
32200-015100-RS	LPT cable
32205-003800-300-RS	RS-422/485 cable

PM-LX

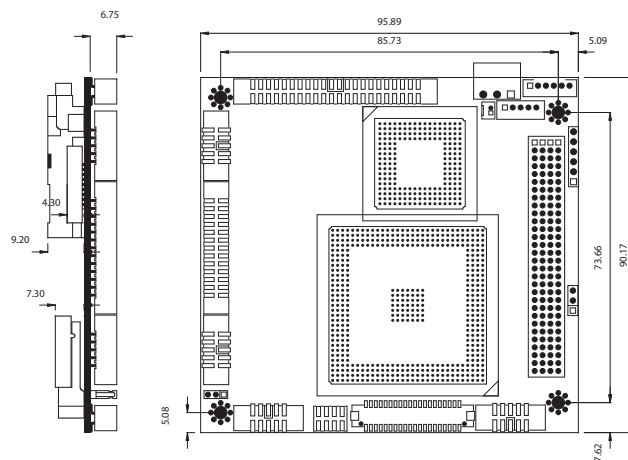
PCI-104 Module with on-board AMD Geode™ LX 800 CPU



Specifications

- ◆ CPU
On-board AMD Geode™ LX 800 (500MHz) processor
- ◆ System Chipset
AMD Geode™ LX 800 + AMD CS5536
- ◆ BIOS
Award BIOS
- ◆ System Memory
One 200-pin 400/333MHz DDR SDRAM
SO-DIMM supported (system max. 1GB)
- ◆ Ethernet
10/100Mbps realtek RTL8100C Ethernet
chipset
- ◆ I/O Interface
2 x USB 2.0
1 x LPT
2 x RS-232
1 x RS-422/485
1 x PS/2 for KB/MS
1 x IDE
- ◆ Expansion
1 x PCI-104
- ◆ Super I/O
Winbond W83627EHG
- ◆ SSD
CF Type II
- ◆ Display Interface
VGA integrated in AMD Geode™ LX 800
24-bit TTL
- ◆ Watchdog Timer
Software programmable supports 1~255
sec. system reset
- ◆ Power Supply
5V only, AT support
- ◆ Power Consumption
5V@1.13A (AMD Geode™ LX 800
500MHz with 400MHz 1G DDR memory)
- ◆ Operating Temperature
0°C ~ 60°C
- ◆ Storage Temperature
-10°C ~ 70°C
- ◆ Operating Humidity
5% ~ 95%
- ◆ Dimensions: 95 mm x 95 mm
- ◆ Weight: GW:500 g/NW:110 g

Dimensions (mm)



Packing List

1 x PM-LX single board computer		
1 x KB/MS Y cable (P/N: 32000-023800-RS)	1 x USB cable (P/N: 32000-070301-RS)	
1 x ATA33 flat cable (P/N: 32200-000009-RS)	1 x One Key Recovery CD	
1 x LAN cable (P/N: 32013-001700-100-RS)	1 x Mini jumper pack	
1 x Power cable (P/N: 32100-130300-RS)	1 x Utility CD	
1 x VGA cable (P/N: 32000-033804-RS)	1 x QIG	

Ordering Information

Part No.	Description
PM-LX-800-R11	PCI-104 SBC with AMD Geode™ LX 800 processor, VGA/TTL, LAN, USB 2.0, CF Type II
32200-015100-RS	LPT cable
32205-003800-300-RS	RS-422/485 cable